



# The Bend Motorsports Park

## Round 7 : December 3 - 5



ASBK.COM.AU f t i y

### MOTORSPORTS TV SUPERSPORT CHAMPIONSHIP

#### Qualifying 2

Date: 04/12/21  
 Event: Q07  
 Weather: Partly cloudy - Temp: 20.8C  
 Track: Dry - Temp: 44.2C


Started at: 13:30:06  
 Laps: 30 Min  
 Starters: 14  
 Printed at: 14:05

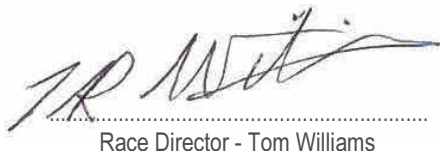
#### PROVISIONAL CLASSIFICATION


Pos	No	Name	Machine	Fastest Lap	On Lap	Behind Leader	Behind Prev	Top Speed
1	17	Broc PEARSON (QLD) / YRD / City2Surf Locksmith	Yamaha YZF-R6	1:54.672	4 of 5			260
2	26	Tom EDWARDS (NSW) / Bikebiz	Yamaha YZF-R6	1:54.953	3 of 7	.281	.281	263
3	81	Senna AGIUS (NSW) / JMT Civil / MIE Racing / ELF Lubricants	Honda CBR RR	1:55.492	8 of 10	.820	.539	260
4	308	John LYTRAS (QLD) / Caboolture Yamaha / Peregrine / AGV / TCX / Pirelli / RK / Motul / YRD	Yamaha YZF-R6	1:56.035	4 of 7	1.363	.543	260
5	127	Max STAUFFER (NSW) / GTR MotoStars Team / RS+C / Doctor Mak / YRD / Motul / Pirelli	Yamaha YZF-R6	1:56.204	12 of 12	1.532	.169	260
6	44	Tom BRAMICH (VIC) / Apex / The Bare Bird / Nolan / Ricondi / Fusporr	Yamaha YZF-R6	1:56.468	5 of 8	1.796	.264	262
7	92	Billy VAN EERDE (QLD) / Trinder Racing / KYT / Meridian Helicopters / Jack Miller / Velocity Vehicle Care	Yamaha YZF-R6	1:56.567	7 of 8	1.895	.099	258
8	29	Harrison VOIGHT (QLD) / Voight Contracting / PWR	Yamaha YZF-R6	1:56.992	7 of 9	2.320	.425	262
9	86	Dallas SKEER (SA) / Penrite Oils / Barry Francis M-cycles / Suzuki Aust / Stefs T-port / Nolan Helmets	Suzuki GSXR	1:57.345	11 of 12	2.673	.353	258
10	74	Tim LARGE (VIC) / Race Centre / The Grinning Dingo	Yamaha YZF-R6	1:57.833	7 of 8	3.161	.488	254
11	39	Scott NICHOLSON (VIC) / Traction Control M-sport / KYT Helmets / RST Moto / YRD / G. Williams M-c Eng.	Yamaha YZF-R6	1:57.994	8 of 8	3.322	.161	260
12	10	Noel MAHON (VIC) / Ross Services / Aark Supsensions & Tuning / Quinn Mechanical / Ricondi	Yamaha YZF-R6	2:00.369	5 of 8	5.697	2.375	255
13	34	Ben ANGELIDIS (ACT) / Freestyle Tattoo Studio / Sisters Inked / Full Noise Racing / Ricondi	Yamaha YZF-R6	2:07.374	11 of 12	12.702	7.005	240
14	68	Luke POWER (VIC) / Whites Powersports / LS2 Australia / Batch Products / Earmold Aust.	Kawasaki ZX6R	.000	0 of 2			149

New qualifying record for SS class - Previous: 1:54.875 by Tom EDWARDS (NSW) on a Yamaha YZF-R6 set on 04/12/21

The results are provisional until the end of the time limit for protests and appeals.

  
 Chief Timekeeper - Scott Lang

  
 Race Director - Tom Williams

  
 Clerk of Course - Paul Hinds



[www.computime.com.au](http://www.computime.com.au)  
 COMPUTIME RACE TIMING SYSTEMS PTY LTD





# The Bend Motorsports Park

## Round 7 : December 3 - 5



ASBK.COM.AU f t i y

### MOTORSPORTS TV SUPERSPORT CHAMPIONSHIP

#### Qualifying 2

Date: 04/12/21  
 Event: Q07  
 Weather: Partly cloudy - Temp: 20.8C  
 Track: Dry - Temp: 44.2C

Started at: 13:30:06  
 Laps: 30 Min  
 Starters: 14  
 Printed at: 14:05

#### PROVISIONAL LAP TIMES

No	Name	Lap 1	Lap 2	Lap 3	Lap 4	Lap 5	Lap 6	Lap 7	Lap 8	Lap 9	Lap 10
10	Noel MAHON (VIC)	2:30.729	11:16.604	2:01.919	2:00.447	<b>2:00.369</b>	2:10.368	3:48.879	2:00.988		
17	Broc PEARSON (QLD)	1:59.523	1:55.282	2:07.333	<b>1:54.672</b>	2:07.875					
26	Tom EDWARDS (NSW)	1:55.002	1:58.477	<b>1:54.953</b>	2:02.421	1:55.151	2:04.927	1:55.076			
29	Harrison VOIGHT (QLD)	2:01.485	2:11.354	12:23.877	2:06.516	1:58.210	1:57.465	<b>1:56.992</b>	2:04.109	1:57.462	
34	Ben ANGELIDIS (ACT)	2:11.542	2:10.405	2:10.419	2:09.211	2:09.854	2:09.008	2:25.096	4:07.280	2:07.786	2:07.490
		10	<b>2:07.374</b>	2:08.245							
39	Scott NICHOLSON (VIC)	2:11.011	8:39.171	1:59.557	1:59.202	1:58.369	1:58.175	1:58.199	<b>1:57.994</b>		
44	Tom BRAMICH (VIC)	1:57.861	1:57.936	2:12.538	8:07.243	<b>1:56.468</b>	2:21.872	2:00.490	1:59.366		
68	Luke POWER (VIC)	3:37.273	19:41.605								
74	Tim LARGE (VIC)	2:40.951	8:25.787	1:58.513	2:08.597	4:56.689	1:58.974	<b>1:57.833</b>	2:16.025		
81	Senna AGIUS (NSW)	1:56.475	1:57.031	1:56.488	1:56.026	1:55.762	1:55.920	1:55.688	<b>1:55.492</b>	1:57.210	1:55.513
86	Dallas SKEER (SA)	1:59.192	2:00.668	1:58.582	2:10.036	7:07.333	1:57.474	1:57.489	1:59.081	1:57.504	2:00.402
		10	<b>1:57.345</b>	1:57.433							
92	Billy VAN EERDE (QLD)	1:57.521	1:57.353	2:16.733	14:02.297	1:57.841	1:56.727	<b>1:56.567</b>	2:02.588		
127	Max STAUFFER (NSW)	1:58.400	1:57.633	1:58.304	2:09.623	5:01.251	1:57.010	1:56.271	1:56.401	2:03.995	3:09.131
		10	1:56.275	<b>1:56.204</b>							
308	John LYTRAS (QLD)	1:57.628	1:56.153	1:56.428	<b>1:56.035</b>	1:56.144	1:56.500	1:58.697			

The results are provisional until the end of the time limit for protests and appeals.

*Scott Laing*  
 Chief Timekeeper - Scott Laing

*Tom Williams*  
 Race Director - Tom Williams

*Paul Hinds*  
 Clerk of Course - Paul Hinds



www.computime.com.au  
 COMPUTIME RACE TIMING SYSTEMS PTY LTD





# The Bend Motorsports Park

## Round 7 : December 3 - 5



### MOTORSPORTS TV SUPERSPORT CHAMPIONSHIP

#### Qualifying 2

Date: 04/12/21  
 Event: Q07  
 Weather: Partly cloudy - Temp: 20.8C  
 Track: Dry - Temp: 44.2C

Started at: 13:30:06  
 Laps: 30 Min  
 Starters: 14  
 Printed at: 14:06

#### PROVISIONAL SPLIT TIMES

Lap	Split 1	Split 2	Split 3	Split 4	Lap Time	Spd	Lap	Split 1	Split 2	Split 3	Split 4	Lap Time	Spd
<b>10 Noel MAHON (VIC) (12th)</b>							<b>34 Ben ANGELIDIS (ACT) (13th)</b>						
1	1:16.171	35.191	31.143	30.683	2:53.188	147	1	33.484	39.470	34.420	33.821	2:21.195	155
2	26.555	47.632	33.047	43.495	2:30.729 P	253	2	28.938	37.190	32.809	32.605	2:11.542	237
3	9:40.096	35.165	30.934	30.409	11:16.604	110	3	28.587	36.936	32.219	32.663	2:10.405	236
4	26.534	34.497	30.803	30.085	2:01.919	255	4	28.650	36.824	32.322	32.623	2:10.419	238
5	<b>26.264</b>	33.901	30.323	<b>29.959</b>	2:00.447	255	5	28.064	37.180	31.955	32.012	2:09.211	240
6	26.276	<b>33.738</b>	<b>30.084</b>	30.271	<b>2:00.369</b>	254	6	28.529	37.058	32.186	32.081	2:09.854	239
7	26.920	34.920	30.518	38.010	2:10.368 P	250	7	28.057	36.633	32.196	32.122	2:09.008	234
8	2:13.821	34.495	30.368	30.195	3:48.879	117	8	28.208	36.996	33.948	45.944	2:25.096 P	239
9	26.395	34.037	30.482	30.074	2:00.988	253	9	2:24.307	37.883	32.460	32.630	4:07.280	150
							10	27.919	36.475	<b>31.638</b>	31.754	2:07.786	239
							11	28.014	36.044	31.841	<b>31.591</b>	2:07.490	238
							12	<b>27.908</b>	<b>35.845</b>	31.767	31.854	<b>2:07.374</b>	238
							13	27.977	36.071	32.205	31.992	2:08.245	238
<b>17 Broc PEARSON (QLD) (1st)</b>							<b>39 Scott NICHOLSON (VIC) (11th)</b>						
1	1:42.344	34.590	31.651	33.401	3:21.986	135	1	4:04.898	37.141	30.511	29.908	5:42.458	160
2	25.630	32.351	29.412	32.130	1:59.523	254	2	<b>25.559</b>	33.311	30.801	41.340	2:11.011 P	256
3	25.401	32.255	28.751	28.875	1:55.282	256	3	6:59.796	34.241	31.184	33.950	8:39.171	162
4	25.277	32.220	36.456	33.380	2:07.333	258	4	26.210	33.726	29.807	29.814	1:59.557	258
5	25.236	<b>31.984</b>	<b>28.687</b>	<b>28.765</b>	<b>1:54.672</b>	259	5	25.827	33.707	29.962	29.706	1:59.202	260
6	<b>25.204</b>	32.262	30.570	39.839	2:07.875 P	260	6	25.832	33.362	29.685	<b>29.490</b>	1:58.369	259
							7	25.682	33.189	<b>29.539</b>	29.765	1:58.175	257
							8	25.855	33.126	29.715	29.503	1:58.199	258
							9	25.744	<b>32.963</b>	29.672	29.615	<b>1:57.994</b>	255
<b>26 Tom EDWARDS (NSW) (2nd)</b>							<b>44 Tom BRAMICH (VIC) (6th)</b>						
1	16:10.483	33.981	30.866	30.135	17:45.465	81	1	7:41.413	35.259	30.668	29.767	9:17.107	112
2	<b>24.972</b>	31.947	29.246	28.837	1:55.002	263	2	25.702	32.695	29.812	29.652	1:57.861	262
3	25.157	32.094	30.615	30.611	1:58.477	262	3	<b>25.454</b>	32.706	<b>29.441</b>	30.335	1:57.936	261
4	25.063	<b>31.819</b>	<b>29.067</b>	29.004	<b>1:54.953</b>	262	4	26.691	35.445	31.604	38.798	2:12.538 P	257
5	28.233	33.788	30.318	30.082	2:02.421	262	5	6:30.923	33.916	30.397	32.007	8:07.243	135
6	25.155	32.029	29.225	<b>28.742</b>	1:55.151	262	6	25.492	<b>32.253</b>	29.493	<b>29.230</b>	<b>1:56.468</b>	260
7	31.609	33.613	30.283	29.422	2:04.927	263	7	25.560	32.498	44.600	39.214	2:21.872	260
8	25.140	32.008	29.109	28.819	1:55.076	262	8	26.335	34.366	30.172	29.617	2:00.490	258
							9	25.631	32.993	29.722	31.020	1:59.366	258
<b>29 Harrison VOIGHT (QLD) (8th)</b>							<b>68 Luke POWER (VIC) (14th)</b>						
1	1:35.935	35.807	31.651	31.300	3:14.693	157	1	1:24.772	1:19.627	2:02.028	42.371	2:44.399 P	133
2	26.627	33.857	30.575	30.426	2:01.485	257	2	<b>2:21.149</b>	1:16.124	<b>2:58.320</b>	<b>38.953</b>	3:37.273 P	146
3	26.308	34.330	33.354	37.362	2:11.354 P	258	3	18:25.723	<b>1:15.882</b>	18:59.842	41.763	19:41.605 P	149
4	10:50.501	33.201	30.020	30.155	12:23.877	107							
5	27.748	34.653	30.943	33.172	2:06.516	254							
6	25.836	33.082	29.627	29.665	1:58.210	262							
7	<b>25.665</b>	32.394	29.652	29.754	1:57.465	259							
8	25.711	<b>32.346</b>	<b>29.404</b>	<b>29.531</b>	<b>1:56.992</b>	257							
9	29.967	34.098	30.317	29.727	2:04.109	258							
10	25.844	32.529	29.505	29.584	1:57.462	258							

*Scott Lang*  
 Chief Timekeeper - Scott Lang

*Tom Williams*  
 Race Director - Tom Williams

*Paul Hinds*  
 Clerk of Course - Paul Hinds





# The Bend Motorsports Park

## Round 7 : December 3 - 5



ASBK.COM.AU f t i y

### MOTORSPORTS TV SUPERSPORT CHAMPIONSHIP

#### Qualifying 2

Date: 04/12/21  
 Event: Q07  
 Weather: Partly cloudy - Temp: 20.8C  
 Track: Dry - Temp: 44.2C

Started at: 13:30:06  
 Laps: 30 Min  
 Starters: 14  
 Printed at: 14:06

#### PROVISIONAL SPLIT TIMES

Lap	Split 1	Split 2	Split 3	Split 4	Lap Time	Spd	Lap	Split 1	Split 2	Split 3	Split 4	Lap Time	Spd
<b>74 Tim LARGE (VIC) (10th)</b>							<b>92 Billy VAN EERDE (QLD) (7th)</b>						
1	1:15.084	33.951	30.812	30.773	2:50.620	143	1	1:36.248	33.769	33.688	34.432	3:18.137	126
2	26.256	56.166	35.574	42.955	2:40.951 P	251	2	25.851	32.563	29.795	29.312	1:57.521	250
3	6:51.591	33.968	30.455	29.773	8:25.787	109	3	25.781	32.452	29.654	29.466	1:57.353	251
4	26.030	33.157	29.854	29.472	1:58.513	254	4	26.773	33.920	34.571	41.469	2:16.733 P	255
5	<b>25.873</b>	32.962	30.330	39.432	2:08.597 P	253	5	12:26.669	33.013	30.707	31.908	14:02.297	123
6	3:23.463	33.661	30.072	29.493	4:56.689	124	6	25.724	<b>32.271</b>	29.693	30.153	1:57.841	255
7	26.016	33.347	29.855	29.756	1:58.974	252	7	25.834	32.300	<b>29.599</b>	<b>28.994</b>	1:56.727	258
8	25.977	<b>32.735</b>	<b>29.694</b>	<b>29.427</b>	<b>1:57.833</b>	252	8	<b>25.376</b>	32.330	29.642	29.219	<b>1:56.567</b>	257
9	26.546	35.263	31.903	42.313	2:16.025 P	251	9	25.653	33.243	32.790	30.902	2:02.588	256
<b>81 Senna AGIUS (NSW) (3rd)</b>							<b>127 Max STAUFFER (NSW) (5th)</b>						
1	10:12.934	32.813	29.878	29.661	11:45.286	145	1	1:25.459	36.761	30.131	29.974	3:02.325	130
2	25.454	32.520	29.459	29.042	1:56.475	258	2	26.053	32.657	30.115	29.575	1:58.400	256
3	25.330	32.839	29.459	29.403	1:57.031	256	3	25.941	32.572	29.646	29.474	1:57.633	255
4	25.278	32.497	29.343	29.370	1:56.488	258	4	25.894	32.848	29.694	29.868	1:58.304	258
5	25.356	32.427	29.295	28.948	1:56.026	260	5	26.284	34.460	30.524	38.355	2:09.623 P	260
6	25.335	32.208	29.248	28.971	1:55.762	258	6	3:26.898	33.962	30.747	29.644	5:01.251	114
7	25.304	32.318	29.294	29.004	1:55.920	254	7	25.695	32.553	29.524	29.238	1:57.010	258
8	25.234	<b>32.098</b>	29.460	<b>28.896</b>	1:55.688	254	8	25.454	32.361	29.285	29.171	1:56.271	260
9	25.276	32.178	<b>29.136</b>	28.902	<b>1:55.492</b>	256	9	25.536	32.373	29.238	29.254	1:56.401	258
10	26.039	32.403	29.563	29.205	1:57.210	256	10	25.439	33.166	29.470	35.920	2:03.995 P	259
11	<b>25.112</b>	32.162	29.285	28.954	1:55.513	257	11	1:37.565	32.976	29.450	<b>29.140</b>	3:09.131	138
							12	<b>25.386</b>	32.331	29.266	29.292	1:56.275	258
							13	25.528	<b>32.291</b>	<b>29.203</b>	29.182	<b>1:56.204</b>	257
<b>86 Dallas SKEER (SA) (9th)</b>							<b>308 John LYTRAS (QLD) (4th)</b>						
1	44.519	34.240	30.569	30.529	2:19.857	150	1	16:00.420	33.483	29.999	30.250	17:34.152	85
2	26.255	33.013	30.037	29.887	1:59.192	250	2	25.623	32.822	29.584	29.599	1:57.628	258
3	26.143	34.107	30.250	30.168	2:00.668	249	3	<b>25.318</b>	32.478	29.301	29.056	1:56.153	260
4	26.183	32.767	29.855	29.777	1:58.582	252	4	25.528	32.516	29.278	29.106	1:56.428	258
5	26.157	34.926	30.814	38.139	2:10.036 P	254	5	25.436	<b>32.267</b>	29.412	<b>28.920</b>	<b>1:56.035</b>	257
6	5:33.906	33.419	30.008	30.000	7:07.333	105	6	25.497	32.310	<b>29.273</b>	29.064	1:56.144	257
7	<b>25.755</b>	32.625	29.626	29.468	1:57.474	258	7	25.592	32.447	29.456	29.005	1:56.500	257
8	25.946	32.608	<b>29.490</b>	29.445	1:57.489	256	8	25.604	32.832	30.049	30.212	1:58.697	257
9	26.110	32.848	30.078	30.045	1:59.081	254							
10	25.810	32.452	29.703	29.539	1:57.504	254							
11	25.941	34.486	30.457	29.518	2:00.402	253							
12	25.816	<b>32.434</b>	29.653	29.442	<b>1:57.345</b>	254							
13	25.947	32.581	29.545	<b>29.360</b>	1:57.433	254							

The results are provisional until the end of the time limit for protests and appeals.

*Scott Lang*  
 Chief Timekeeper - Scott Lang

*Tom Williams*  
 Race Director - Tom Williams

*Paul Hinds*  
 Clerk of Course - Paul Hinds



www.computime.com.au  
 COMPUTIME RACE TIMING SYSTEMS PTY LTD





**The Bend Motorsports Park**  
**Round 7 : December 3 - 5**



ASBK.COM.AU f t i y

**MOTORSPORTS TV SUPERSPORT CHAMPIONSHIP**

**Qualifying 2**

Date: 04/12/21  
 Event: Q07  
 Weather: Partly cloudy - Temp: 20.8C  
 Track: Dry - Temp: 44.2C

Started at: 13:30:06  
 Laps: 30 Min  
 Starters: 14  
 Printed at: 14:06

**PROVISIONAL FASTEST LAPS SEQUENCE**

Race Time	No	Name	Machine	Fastest Lap	On Lap
4:19.049	86	Dallas SKEER (SA)	Suzuki GSXR	1:59.192	1
5:00.725	127	Max STAUFFER (NSW)	Yamaha YZF-R6	1:58.400	1
5:15.658	92	Billy VAN EERDE (QLD)	Yamaha YZF-R6	1:57.521	1
7:13.011	92	Billy VAN EERDE (QLD)	Yamaha YZF-R6	1:57.353	2
7:16.791	17	Broc PEARSON (QLD)	Yamaha YZF-R6	1:55.282	2
11:18.796	17	Broc PEARSON (QLD)	Yamaha YZF-R6	1:54.672	4

The results are provisional until the end of the time limit for protests and appeals.

*Scott Lang*  
 Chief Timekeeper - Scott Lang

*Tom Williams*  
 Race Director - Tom Williams

*Paul Hinds*  
 Clerk of Course - Paul Hinds



[www.computime.com.au](http://www.computime.com.au)  
**COMPUTIME RACE TIMING SYSTEMS PTY LTD**





# The Bend Motorsports Park

## Round 7 : December 3 - 5



### MOTORSPORTS TV SUPERSPORT CHAMPIONSHIP

#### Qualifying 2

Date: 04/12/21  
 Event: Q07  
 Weather: Partly cloudy - Temp: 20.8C  
 Track: Dry - Temp: 44.2C


Started at: 13:30:06  
 Laps: 30 Min  
 Starters: 14  
 Printed at: 14:06


#### PROVISIONAL BEST PARTIAL TIMES

Pos	Split 1		Split 2		Split 3		Split 4		LAP		Ideal	Fastest
	Name	Time	Name	Time	Name	Time	Name	Time	Name			
1	T. EDWARDS	24.972	T. EDWARDS	31.819	B. PEARSON	28.687	T. EDWARDS	28.742	T. EDWARDS	1:54.600	1:54.953	
2	S. AGIUS	25.112	B. PEARSON	31.984	T. EDWARDS	29.067	B. PEARSON	28.765	B. PEARSON	1:54.640	1:54.672	
3	B. PEARSON	25.204	S. AGIUS	32.098	S. AGIUS	29.136	S. AGIUS	28.896	S. AGIUS	1:55.242	1:55.492	
4	J. LYTRAS	25.318	T. BRAMICH	32.253	M. STAUFFER	29.203	J. LYTRAS	28.920	J. LYTRAS	1:55.778	1:56.035	
5	B. VAN EERD	25.376	J. LYTRAS	32.267	J. LYTRAS	29.273	B. VAN EERD	28.994	M. STAUFFER	1:56.020	1:56.204	
6	M. STAUFFER	25.386	B. VAN EERD	32.271	H. VOIGHT	29.404	M. STAUFFER	29.140	B. VAN EERD	1:56.240	1:56.567	
7	T. BRAMICH	25.454	M. STAUFFER	32.291	T. BRAMICH	29.441	T. BRAMICH	29.230	T. BRAMICH	1:56.378	1:56.468	
8	S. NICHOLSO	25.559	H. VOIGHT	32.346	S. NICHOLSO	29.449	D. SKEER	29.360	H. VOIGHT	1:56.946	1:56.992	
9	H. VOIGHT	25.665	D. SKEER	32.434	D. SKEER	29.490	T. LARGE	29.427	D. SKEER	1:57.039	1:57.345	
10	D. SKEER	25.755	T. LARGE	32.735	B. VAN EERD	29.599	S. NICHOLSO	29.490	S. NICHOLSO	1:57.461	1:57.994	
11	T. LARGE	25.873	S. NICHOLSO	32.963	T. LARGE	29.694	H. VOIGHT	29.531	T. LARGE	1:57.729	1:57.833	
12	N. MAHON	26.264	N. MAHON	33.738	N. MAHON	30.084	N. MAHON	29.959	N. MAHON	2:00.045	2:00.369	
13	B. ANGELIDIS	27.908	B. ANGELIDIS	35.845	B. ANGELIDIS	31.638	B. ANGELIDIS	31.591	B. ANGELIDIS	2:06.982	2:07.374	
14	L. POWER	2:21.14			L. POWER	5:42.71	L. POWER	38.953	L. POWER			

The results are provisional until the end of the time limit for protests and appeals.

  
 Chief Timekeeper - Scott Lang

  
 Race Director - Tom Williams

  
 Clerk of Course - Paul Hinds



[www.computime.com.au](http://www.computime.com.au)  
 COMPUTIME RACE TIMING SYSTEMS PTY LTD





# The Bend Motorsports Park

## Round 7 : December 3 - 5



ASBK.COM.AU f t i y

### MOTORSPORTS TV SUPERSPORT CHAMPIONSHIP

#### Overall Qualifying

#### PROVISIONAL MERGED CLASSIFICATION

Date: 04/12/21

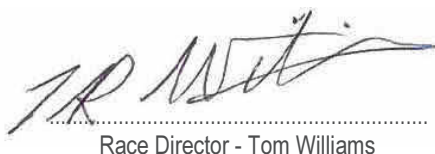
Printed at: 14:06


Pos	No	Name	Machine	Event Q02	Event Q07	Fastest Lap
1	17	Broc PEARSON (QLD) / YRD / City2Surf Locksmith	Yamaha YZF-R6	1:55.018	1:54.672	1:54.672
2	26	Tom EDWARDS (NSW) / Bikebiz	Yamaha YZF-R6	1:54.875	1:54.953	1:54.875
3	81	Senna AGIUS (NSW) / JMT Civil / MIE Racing / ELF Lubricants	Honda CBR RR	1:55.978	1:55.492	1:55.492
4	68	Luke POWER (VIC) / Whites Powersports / LS2 Australia / Batch Products / Earmold Aust.	Kawasaki ZX6R	1:55.560		1:55.560
5	127	Max STAUFFER (NSW) / GTR MotoStars Team / RS+C / Doctor Mak / YRD / Motul / Pirelli	Yamaha YZF-R6	1:55.628	1:56.204	1:55.628
6	308	John LYTRAS (QLD) / Caboolture Yamaha / Peregrine / AGV / TCX / Pirelli / RK / Motul / YRD	Yamaha YZF-R6	1:56.743	1:56.035	1:56.035
7	44	Tom BRAMICH (VIC) / Apex / The Bare Bird / Nolan / Ricondi / Fusporr	Yamaha YZF-R6	1:56.638	1:56.468	1:56.468
8	92	Billy VAN EERDE (QLD) / Trinder Racing / KYT / Meridian Helicopters / Jack Miller / Velocity Vehicle Care	Yamaha YZF-R6	1:57.218	1:56.567	1:56.567
9	29	Harrison VOIGHT (QLD) / Voight Contracting / PWR	Yamaha YZF-R6	1:58.026	1:56.992	1:56.992
10	39	Scott NICHOLSON (VIC) / Traction Control M-sport / KYT Helmets / RST Moto / YRD / G. Williams M-c Eng.	Yamaha YZF-R6	1:57.110	1:57.994	1:57.110
11	86	Dallas SKEER (SA) / Penrite Oils / Barry Francis M-cycles / Suzuki Aust / Stefs T-port / Nolan Helmets	Suzuki GSXR	1:57.739	1:57.345	1:57.345
12	74	Tim LARGE (VIC) / Race Centre / The Grinning Dingo	Yamaha YZF-R6	1:58.434	1:57.833	1:57.833
13	10	Noel MAHON (VIC) / Ross Services / Aark Suspensions & Tuning / Quinn Mechanical / Ricondi	Yamaha YZF-R6	2:01.016	2:00.369	2:00.369
14	34	Ben ANGELIDIS (ACT) / Freestyle Tattoo Studio / Sisters Inked / Full Noise Racing / Ricondi	Yamaha YZF-R6	2:08.917	2:07.374	2:07.374

\*\*\* ALL RIDERS QUALIFY \*\*\*

The results are provisional until the end of the time limit for protests and appeals.

  
Chief Timekeeper - Scott Lang

  
Race Director - Tom Williams

  
Clerk of Course - Paul Hinds



[www.computime.com.au](http://www.computime.com.au)  
COMPUTIME RACE TIMING SYSTEMS PTY LTD





# The Bend Motorsports Park

## Round 7 : December 3 - 5



ASBK.COM.AU f t i y

### MOTORSPORTS TV AUSTRALIAN SUPERSPORT CHAMPIONSHIP EVENTS 5 & 10


#### PROVISIONAL MERGED GRID SHEET


Date: 04/12/21


Printed at: 14:06



1	17 B. PEARSON 1:54.672	26 T. EDWARDS 1:54.875	81 S. AGIUS 1:55.492
2	68 L. POWER 1:55.560	127 M. STAUFFER 1:55.628	308 J. LYTRAS 1:56.035
3	44 T. BRAMICH 1:56.468	92 B. VAN EERDE 1:56.567	29 H. VOIGHT 1:56.992
4	39 S. NICHOLSON 1:57.110	86 D. SKEER 1:57.345	74 T. LARGE 1:57.833
5	10 N. MAHON 2:00.369	34 B. ANGELIDIS 2:07.374	

  
Chief Timekeeper - Scott Laing

  
Race Director - Tom Williams

  
Clerk of Course - Paul Hinds



[www.computime.com.au](http://www.computime.com.au)  
COMPUTIME RACE TIMING SYSTEMS PTY LTD







# The Bend Motorsports Park

## Round 7 : December 3 - 5



ASBK.COM.AU f t i y

### MOTORSPORTS TV AUSTRALIAN SUPERSPORT CHAMPIONSHIP EVENTS 5 & 10

#### AMENDED MERGED GRID SHEET

Date: 04/12/21

Printed at: 7:37



1	17 B. PEARSON 1:54.672	26 T. EDWARDS 1:54.875	68 L. POWER 1:55.560
2	127 M. STAUFFER 1:55.628	308 J. LYTRAS 1:56.035	44 T. BRAMICH 1:56.468
3	92 B. VAN EERDE 1:56.567	29 H. VOIGHT 1:56.992	39 S. NICHOLSON 1:57.110
4	86 D. SKEER 1:57.345	74 T. LARGE 1:57.833	10 N. MAHON 2:00.369
5	34 B. ANGELIDIS 2:07.374		

\*\*\* No. 81 (S. AGIUS) HAS WITHDRAWN - REMOVED FROM GRID \*\*\*

*Scott Lang*  
Chief Timekeeper - Scott Lang

*Tom Williams*  
Race Director - Tom Williams

*Paul Hinds*  
Clerk of Course - Paul Hinds



[www.computime.com.au](http://www.computime.com.au)  
COMPUTIME RACE TIMING SYSTEMS PTY LTD

